


Slidetrack[®]_{nz}



palmer canvas

Slidetrack.co.nz

About Slidetrack

Slidetrack is a renowned and popular outdoor blinds brand in Australia, with advanced manufacturing and a wide retail network across the country. Known for its superior durability, style and patented solutions that continue to be both an Installer and customer favorite.

Designed to withstand even the harshest conditions, Slidetrack blinds are purpose-built to handle the unpredictable and extreme weather of New Zealand. So, no matter what nature throws at you, you can rely on Slidetrack to provide reliable and long-lasting protection for your outdoor spaces.



Why Choose Slidetrack?

Using only the best quality materials and offering both manually operated and motorised solutions, we are confident there will be a Slidetrack system to create your perfect outdoor solution for your area.

Forget about problems caused by rain, hail, wind or dusty debris. Slidetrack's solutions are made to offer your home an added protective barrier, and a functional, modern living space for friends and family to relax and enjoy all year round.



Key Product Features



Unique Track System

The side channels are specifically engineered to guide the movement of the blinds, keeping them in place and preventing swaying or banging against the wind. Not only that, but they also serve as a barrier against insects and other unwanted pests from sneaking into your outdoor living space. The best part? These track guides are custom-built for each blind, ensuring a perfect fit every time.



BECKER
Together it's easier.



Powerful Motor

With powerful motors that make them an excellent choice for any outdoor space. These motors are designed to provide smooth and efficient operation, allowing easy control of the blinds with just a push of a button. With their high torque power, these motors ensure that the blinds can withstand any weather conditions and operate reliably year-round.



Strong Aluminum Components

Slidetrack outdoor screens are designed to be long-lasting, with minimal plastic components. Our standard system includes heavy-duty top tubes and a bottom bar for added durability.

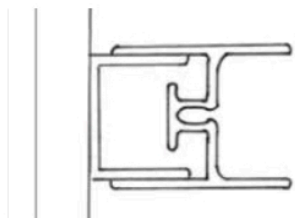



Reliability

You can rest assured that we've got you covered – quite literally. Our blinds are built to withstand the toughest weather conditions, ensuring they stay intact and functional for years to come. Whether it's scorching heat, heavy rain, or strong winds, our outdoor blinds are designed using high-quality materials that offer exceptional durability and resilience.

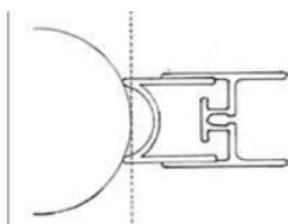
Boxing, Channels & Tracks

The tracking system by Slidetrack is a patented extrusion, engineered to restrain outdoor blind skins with welded splines. The unique channel shape was designed specifically to encompass and guide the spline within a secure channel. These tracks offer not only strength and durability, they also provide an attractive finish by concealing the spline within the tracks and hiding the weld from view when installed. These tracks can be used with a range of guide and boxing options to suit a huge variety of shading applications.



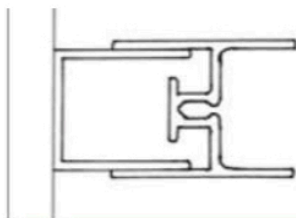
Standard Channel

This product is a channel that is 23mm deep and is used to attach racks for blinds. It has a built-in adjustment of +/- 5mm and should be fixed to the application surface before attaching the track. If measured correctly and the surface is square, there should be 5mm of channel visible from the front of the blind.



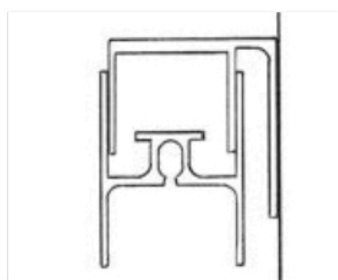
SMALL COLUMN CHANNEL

For fixing to columns smaller than 200mm. For larger diameter columns a standard channel can be used. Simply fix to column, taking care not to over-tighten, as this may bend the channel edges out of shape.



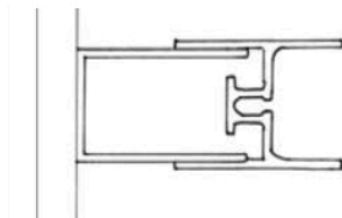
Deep Channel

Deep channels are 10mm deeper than standard. Installation method is exactly the same – this channel is simply an option to use for neatly overcoming protruding bricks or copper piping.



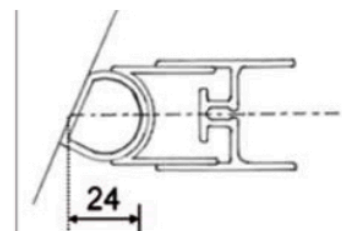
Facefix Channels

Avoid using 25 x 40 angles when face fixing. The back leg is 40mm wide. When fitting blinds side-by-side two face fit channels can be used back-to-back if the post is 80mm wide or more. Alternatively, use one face fit channel and mount a standard channel to its back.



Extra Deep Channel

21mm deeper than standard. Developed to accommodate the extra width of a gearbox.

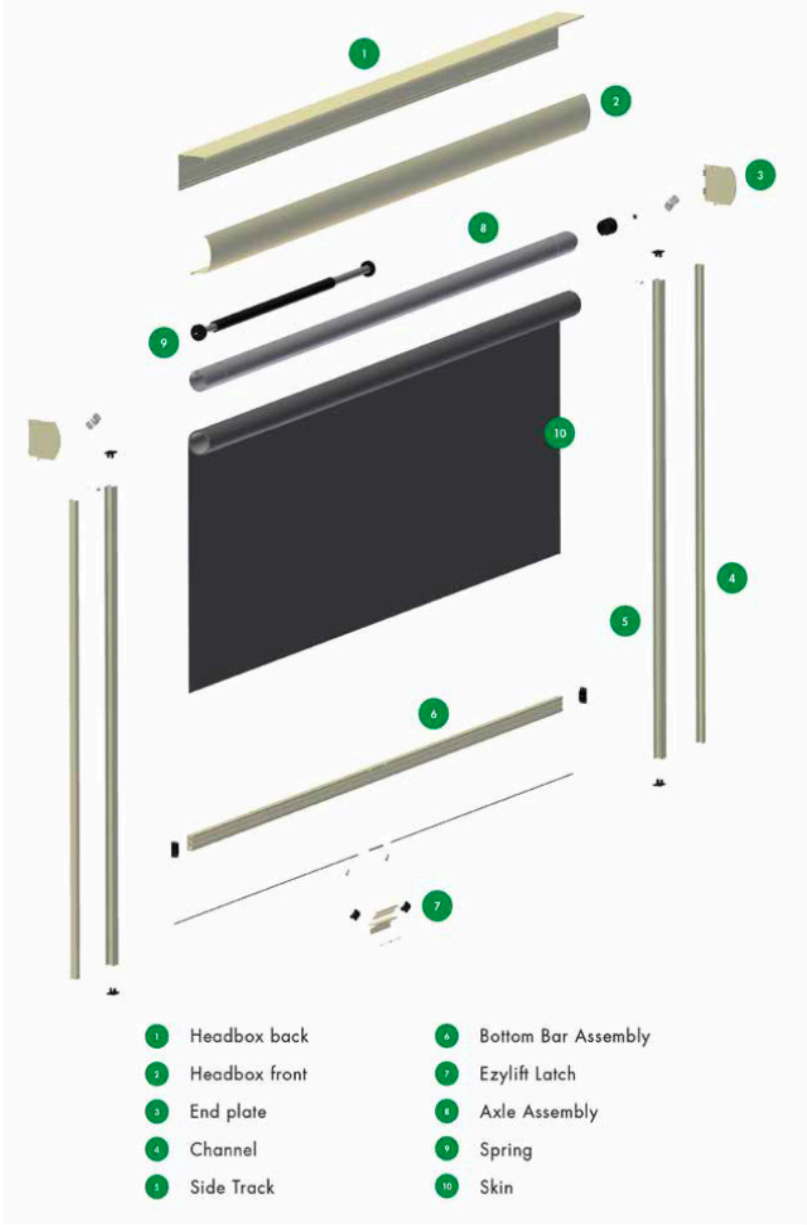


Angled Channel

To fix the item to angled surfaces, use the fabric as a guide to measure and mark where to drill holes in the flat tube. Drill a pilot hole followed by a 13mm diameter hole for your driver to go through. Mount the flat tube to the wall and then place the curved channel over the top, covering the holes. Adjust the angle as needed and secure the curved channel to the flat tube with rivets.

Complete Screen Summary

Exploded view of Slidetrack Screen System



palmer canvas