


SIMPLE SCREEN

NEW ZEALAND'S ORIGINAL SCREEN SYSTEM



WHY SIMPLE SCREEN?

For over 20 years Simple Screen has been the preferred design for outdoor roller and side channel blinds.

Designed specifically for kiwis and our diverse landscape, we prioritise reliability and functionality through tried and tested components and materials.

Customised to perfectly fit your space, with quality finishes and a wide range of fabrics to choose from. Simple screen can protect you from the elements and elevate any outdoor area.



5 Year Part
Warranty



Water
Resistant



UV Stabilised



Lightweight



Wind Resistant



MAKE THE MOST OF YOUR
OUTDOORS

SIMPLE SCREEN 

FEATURES

5-year parts warranty, including motorised screens

Available at a max of 10m², each system is made to measure. We will be able to create a simple screen that fits your space.

Quality Dulux powder coating with custom colour options are available to match your home or business.

Open side channels allow the material to release wind pressure, better for high-wind areas.

Heavy-duty and durable parts with little maintenance needed.

A wide range of Mesh and PVC fabrics to get the exact colour and style you desire. With long warranties, our specially selected fabrics are UV resistant, fire retardant and easy to maintain.

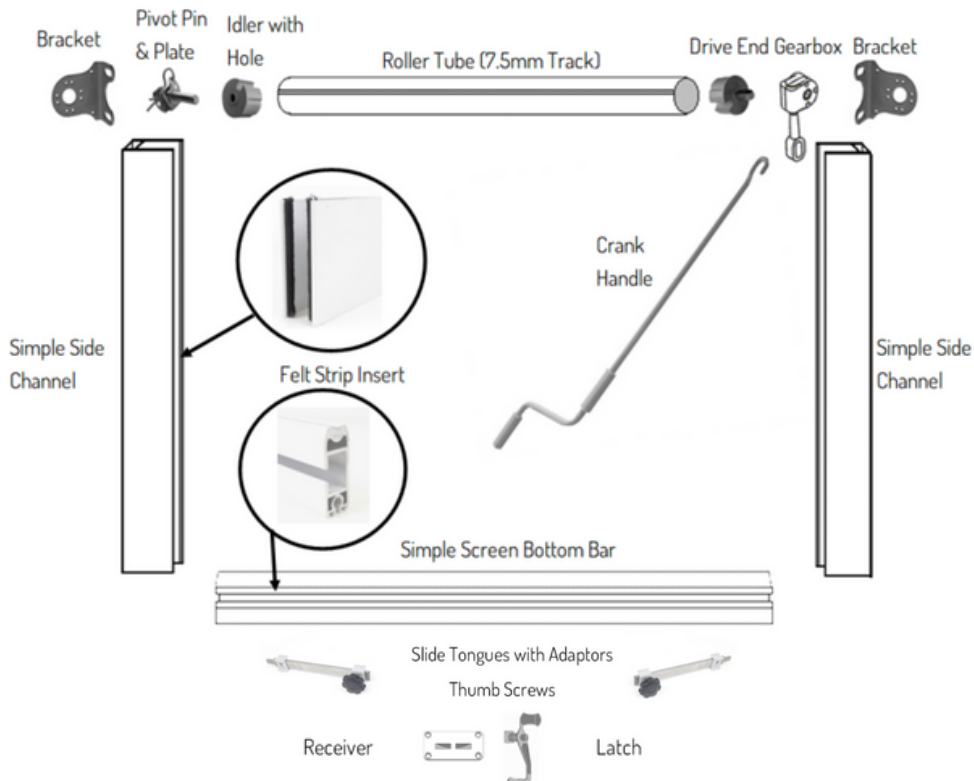


Using only high-quality aluminium and stainless steel parts, the system is built for New Zealand's harsh environment.

Manual crank handle or motorised to suit any application.

Built to handle high winds, with a strong bottom bar and open side channels to release wind pressure.

Header box and flashing options are available for a seamless finish, enclosing all moving parts.



1 PROJECT CONSULTATION AND MEASUREMENT

Your local installer will visit and review the outdoor space, understand where you would like to have screens and offer advice for what is the best option. They will then take all the measurements they need and provide a quote.

2 CONFIRMATION AND MANUFACTURING

Once all options and details have been chosen and the final quote is approved. The screen will be ordered and pre-assembled by the installer.

This will then allow the screen to be installed quickly on site.

3 INSTALLATION

When suitable, the local installer will then install the simple screen in location. Making any final adjustments and ensuring you are completely satisfied with the final outcome.



04

GALLERY


From large commercial and residential spaces to small privacy or shade screens. We have a simple solution for any situation, allowing you to maximise and enjoy your outdoor areas.



SIMPLE SCREEN

SIMPLE SCREEN

NEW ZEALAND'S ORIGINAL SCREEN SYSTEM



GET IN TOUCH

Simple Screen New Zealand

0800 656 000

www.simplescreen.co.nz